

Surrogate construction via Bayesian compressive sensing for the Community Land Model

K. Sargsyan¹, C. Safta¹, D. Ricciuto²,
B. Debusschere¹, H. Najm¹, P. Thornton²

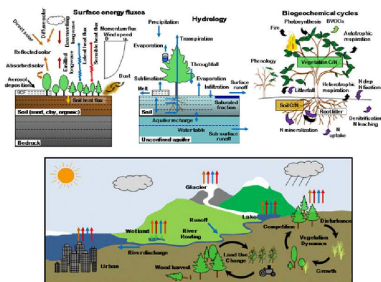
¹Sandia National Laboratories
Livermore, CA

²Oak Ridge National Laboratory
Oak Ridge, TN

*Sponsored by DOE, Biological and Environmental Research,
under Climate Science for Sustainable Energy Future (CSSEF).*

Sandia National Laboratories is a multi-program laboratory operated by Sandia Corporation, a wholly owned subsidiary of Lockheed Martin Corporation, for the U.S. Department of Energy's National Nuclear Security Administration under contract DE-AC04-94AL85000.

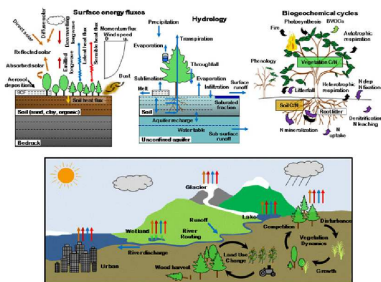
Application of Interest: Community Land Model



<http://www.cesm.ucar.edu/models/clm/>

- Nested computational grid hierarchy
- A single-site, 1000-yr simulation takes ~ 10 hrs on 1 CPU
- Involves ~ 70 input parameters; some dependent
- Strongly nonlinear input-output relationship

Application of Interest: Community Land Model



<http://www.cesm.ucar.edu/models/clm/>

- Nested computational grid hierarchy
- A single-site, 1000-yr simulation takes ~ 10 hrs on 1 CPU
- Involves ~ 70 input parameters; some dependent
- Strongly nonlinear input-output relationship

see [Cosmin Safta, Thu 2:35 pm, LMWG joint UQ]

Construct surrogate for a complex model

- Computationally expensive model simulations, data sparsity
 - Need to build accurate surrogates with as few training runs as possible
- High-dimensional input space
 - Too many samples needed to cover the space
 - Too many terms in the polynomial expansion
- Input parameter correlations/dependences
- Strongly non-linear forward function

Construct surrogate for a complex model

- Computationally expensive model simulations, data sparsity
 - Need to build accurate surrogates with as few training runs as possible
- High-dimensional input space
 - Too many samples needed to cover the space
 - Too many terms in the polynomial expansion
- Input parameter correlations/dependences
- Strongly non-linear forward function

Construct surrogate for a complex model

- Computationally expensive model simulations, data sparsity
 - Need to build accurate surrogates with as few training runs as possible
- High-dimensional input space
 - Too many samples needed to cover the space
 - Too many terms in the polynomial expansion
- Input parameter correlations/dependences
- Strongly non-linear forward function

Construct surrogate for a complex model

- Computationally expensive model simulations, data sparsity
 - Need to build accurate surrogates with as few training runs as possible
- High-dimensional input space
 - Too many samples needed to cover the space
 - Too many terms in the polynomial expansion
- Input parameter correlations/dependences
- Strongly non-linear forward function

Construct surrogate for a complex model

- Computationally expensive model simulations, data sparsity
 - Need to build accurate surrogates with as few training runs as possible
- High-dimensional input space
 - Too many samples needed to cover the space
 - Too many terms in the polynomial expansion
- Input parameter correlations/dependences
- Strongly non-linear forward function

Construct surrogate for a complex model

- Computationally expensive model simulations, data sparsity
 - Need to build accurate surrogates with as few training runs as possible
- High-dimensional input space
 - Too many samples needed to cover the space
 - Too many terms in the polynomial expansion
- Input parameter correlations/dependences
- Strongly non-linear forward function
 - Global sensitivity analysis
 - Optimization
 - Forward uncertainty propagation
 - Input parameter calibration

Polynomial Chaos surrogate construction

- Build/presume PC for input parameter λ

$$\lambda(\boldsymbol{\eta}) = \sum_{k=0}^{K-1} \mathbf{a}_k \Psi_k(\boldsymbol{\eta})$$

with respect to multivariate Legendre polynomials.

Polynomial Chaos surrogate construction

- Build/presume PC for input parameter λ

$$\lambda(\boldsymbol{\eta}) = \sum_{k=0}^{K-1} \mathbf{a}_k \Psi_k(\boldsymbol{\eta})$$

with respect to multivariate Legendre polynomials.

- E.g., uniform on an interval, or gaussian with known moments,

$$\lambda = \lambda_0 + \lambda_1 \eta$$

Polynomial Chaos surrogate construction

- Build/presume PC for input parameter λ

$$\lambda(\boldsymbol{\eta}) = \sum_{k=0}^{K-1} \mathbf{a}_k \Psi_k(\boldsymbol{\eta})$$

with respect to multivariate Legendre polynomials.

- If input parameters are uniform $\lambda_i \sim \text{Uniform}[a_i, b_i]$, then

$$\lambda_i = \frac{a_i + b_i}{2} + \frac{b_i - a_i}{2} \eta_i.$$

Polynomial Chaos surrogate construction

- Build/presume PC for input parameter λ

$$\lambda(\boldsymbol{\eta}) = \sum_{k=0}^{K-1} \mathbf{a}_k \Psi_k(\boldsymbol{\eta})$$

with respect to multivariate Legendre polynomials.

- Input parameters are represented via their cumulative distribution function (CDF) $F(\cdot)$, such that, with $\eta_i \sim \text{Uniform}[-1, 1]$

$$\lambda_i = F_{\lambda_i}^{-1} \left(\frac{\eta_i + 1}{2} \right), \quad \text{for } i = 1, 2, \dots, d.$$

Polynomial Chaos surrogate construction

- Build/presume PC for input parameter λ

$$\lambda(\boldsymbol{\eta}) = \sum_{k=0}^{K-1} \mathbf{a}_k \Psi_k(\boldsymbol{\eta})$$

with respect to multivariate Legendre polynomials.

- Input parameters are represented via their cumulative distribution function (CDF) $F(\cdot)$, such that, with $\eta_i \sim \text{Uniform}[-1, 1]$

$$\lambda_i = F_{\lambda_i}^{-1} \left(\frac{\eta_i + 1}{2} \right), \quad \text{for } i = 1, 2, \dots, d.$$

- Forward function $f(\cdot)$, output u

$$u = f(\lambda(\boldsymbol{\eta})) \quad u = \sum_{k=0}^{K-1} c_k \Psi_k(\boldsymbol{\eta}) \equiv g(\boldsymbol{\eta})$$

- Global sensitivity information for free
 - Sobol indices, variance-based decomposition.

Input correlations: Rosenblatt transformation

- Rosenblatt transformation maps any (not necessarily independent) set of random variables $\lambda = (\lambda_1, \dots, \lambda_d)$ to uniform i.i.d.'s $\{\eta_i\}_{i=1}^d$ [Rosenblatt, 1952].

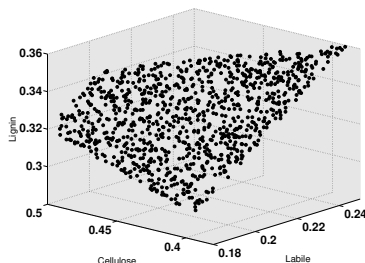
$$\eta_1 = F_1(\lambda_1)$$

$$\eta_2 = F_{2|1}(\lambda_2|\lambda_1)$$

$$\eta_3 = F_{3|2,1}(\lambda_3|\lambda_2, \lambda_1)$$

\vdots

$$\eta_d = F_{d|d-1, \dots, 1}(\lambda_d|\lambda_{d-1}, \dots, \lambda_1)$$



- Inverse Rosenblatt transformation $\lambda = R^{-1}(\eta)$ ensures a well-defined input PC construction

$$\lambda_i = \sum_{k=0}^{K-1} \lambda_{ik} \Psi_k(\eta)$$

- Caveat: the conditional distributions are often hard to evaluate accurately.

Alternative methods to obtain PC coefficients

$$u \simeq \sum_{k=0}^{K-1} c_k \Psi_k(\boldsymbol{\eta}) \quad c_k = \frac{\langle u(\boldsymbol{\eta}) \Psi_k(\boldsymbol{\eta}) \rangle}{\langle \Psi_k^2(\boldsymbol{\eta}) \rangle}$$

The integral $\langle u(\boldsymbol{\eta}) \Psi_k(\boldsymbol{\eta}) \rangle = \int u(\boldsymbol{\eta}) \Psi_k(\boldsymbol{\eta}) \pi(\boldsymbol{\eta}) d\boldsymbol{\eta}$ can be estimated by

- Monte-Carlo

$$\frac{1}{N} \sum_{j=1}^N u(\boldsymbol{\eta}_j) \Psi_k(\boldsymbol{\eta}_j)$$



many samples from $\pi(\boldsymbol{\eta})$

- Quadrature

$$\sum_{j=1}^Q u(\boldsymbol{\eta}_j) \Psi_k(\boldsymbol{\eta}_j) w_j$$

samples at quadrature

Alternative methods to obtain PC coefficients

$$u \simeq \sum_{k=0}^{K-1} c_k \Psi_k(\boldsymbol{\eta}) \quad c_k = \frac{\langle u(\boldsymbol{\eta}) \Psi_k(\boldsymbol{\eta}) \rangle}{\langle \Psi_k^2(\boldsymbol{\eta}) \rangle}$$

The integral $\langle u(\boldsymbol{\eta}) \Psi_k(\boldsymbol{\eta}) \rangle = \int u(\boldsymbol{\eta}) \Psi_k(\boldsymbol{\eta}) \pi(\boldsymbol{\eta}) d\boldsymbol{\eta}$ can be estimated by

- Monte-Carlo

$$\frac{1}{N} \sum_{j=1}^N u(\boldsymbol{\eta}_j) \Psi_k(\boldsymbol{\eta}_j)$$



many samples from $\pi(\boldsymbol{\eta})$

- Quadrature

$$\sum_{j=1}^Q u(\boldsymbol{\eta}_j) \Psi_k(\boldsymbol{\eta}_j) w_j$$



samples at quadrature

Alternative methods to obtain PC coefficients

$$u \simeq \sum_{k=0}^{K-1} c_k \Psi_k(\boldsymbol{\eta}) \quad c_k = \frac{\langle u(\boldsymbol{\eta}) \Psi_k(\boldsymbol{\eta}) \rangle}{\langle \Psi_k^2(\boldsymbol{\eta}) \rangle}$$

The integral $\langle u(\boldsymbol{\eta}) \Psi_k(\boldsymbol{\eta}) \rangle = \int u(\boldsymbol{\eta}) \Psi_k(\boldsymbol{\eta}) \pi(\boldsymbol{\eta}) d\boldsymbol{\eta}$ can be estimated by

- Monte-Carlo

$$\frac{1}{N} \sum_{j=1}^N u(\boldsymbol{\eta}_j) \Psi_k(\boldsymbol{\eta}_j)$$



many samples from $\pi(\boldsymbol{\eta})$

- Quadrature

$$\sum_{j=1}^Q u(\boldsymbol{\eta}_j) \Psi_k(\boldsymbol{\eta}_j) w_j$$



samples at quadrature

- *Bayesian inference*

$$P(c_k | u(\boldsymbol{\eta}_j)) \propto P(u(\boldsymbol{\eta}_j) | c_k) P(c_k)$$



any (number of) samples

Bayesian inference of PC surrogate

$$u \simeq \sum_{k=0}^{K-1} c_k \Psi_k(\boldsymbol{\eta}) \equiv g\mathbf{c}(\boldsymbol{\eta})$$

$$\overbrace{P(\mathbf{c}|\mathcal{D})}^{\text{Posterior}} \propto \overbrace{P(\mathcal{D}|\mathbf{c})}^{\text{Likelihood}} \overbrace{P(\mathbf{c})}^{\text{Prior}}$$

- Data consists of *training runs*

$$\mathcal{D} \equiv \{(\boldsymbol{\eta}_i, u_i)\}_{i=1}^N$$

Bayesian inference of PC surrogate

$$u \simeq \sum_{k=0}^{K-1} c_k \Psi_k(\boldsymbol{\eta}) \equiv g\mathbf{c}(\boldsymbol{\eta}) \quad \overbrace{P(\mathbf{c}|\mathcal{D})}^{\text{Posterior}} \propto \overbrace{P(\mathcal{D}|\mathbf{c})}^{\text{Likelihood}} \overbrace{P(\mathbf{c})}^{\text{Prior}}$$

- Data consists of *training runs*

$$\mathcal{D} \equiv \{(\boldsymbol{\eta}_i, u_i)\}_{i=1}^N$$

- Likelihood with a gaussian noise model with σ^2 fixed or inferred,

$$L(\mathbf{c}) = P(\mathcal{D}|\mathbf{c}) = \left(\frac{1}{\sigma\sqrt{2\pi}}\right)^N \prod_{i=1}^N \exp\left(-\frac{(u_i - g\mathbf{c}(\boldsymbol{\eta}_i))^2}{2\sigma^2}\right)$$

Bayesian inference of PC surrogate

$$u \simeq \sum_{k=0}^{K-1} c_k \Psi_k(\boldsymbol{\eta}) \equiv \mathbf{g}\mathbf{c}(\boldsymbol{\eta}) \quad \underbrace{P(\mathbf{c}|\mathcal{D})}_{\text{Posterior}} \propto \underbrace{P(\mathcal{D}|\mathbf{c})}_{\text{Likelihood}} \underbrace{P(\mathbf{c})}_{\text{Prior}}$$

- Data consists of *training runs*

$$\mathcal{D} \equiv \{(\boldsymbol{\eta}_i, u_i)\}_{i=1}^N$$

- Likelihood with a gaussian noise model with σ^2 fixed or inferred,

$$L(\mathbf{c}) = P(\mathcal{D}|\mathbf{c}) = \left(\frac{1}{\sigma\sqrt{2\pi}}\right)^N \prod_{i=1}^N \exp\left(-\frac{(u_i - \mathbf{g}\mathbf{c}(\boldsymbol{\eta}_i))^2}{2\sigma^2}\right)$$

- Prior on \mathbf{c} is chosen to be conjugate, uniform or gaussian.

Bayesian inference of PC surrogate

$$u \simeq \sum_{k=0}^{K-1} c_k \Psi_k(\boldsymbol{\eta}) \equiv \mathbf{g}\mathbf{c}(\boldsymbol{\eta}) \quad \underbrace{P(\mathbf{c}|\mathcal{D})}_{\text{Posterior}} \propto \underbrace{P(\mathcal{D}|\mathbf{c})}_{\text{Likelihood}} \underbrace{P(\mathbf{c})}_{\text{Prior}}$$

- Data consists of *training runs*

$$\mathcal{D} \equiv \{(\boldsymbol{\eta}_i, u_i)\}_{i=1}^N$$

- Likelihood with a gaussian noise model with σ^2 fixed or inferred,

$$L(\mathbf{c}) = P(\mathcal{D}|\mathbf{c}) = \left(\frac{1}{\sigma\sqrt{2\pi}}\right)^N \prod_{i=1}^N \exp\left(-\frac{(u_i - \mathbf{g}\mathbf{c}(\boldsymbol{\eta}_i))^2}{2\sigma^2}\right)$$

- Prior on \mathbf{c} is chosen to be conjugate, uniform or gaussian.
- Posterior is a *multivariate normal*

$$\mathbf{c} \in \mathcal{MVN}(\boldsymbol{\mu}, \boldsymbol{\Sigma})$$

Bayesian inference of PC surrogate

$$u \simeq \sum_{k=0}^{K-1} c_k \Psi_k(\boldsymbol{\eta}) \equiv g\mathbf{c}(\boldsymbol{\eta}) \quad \overbrace{P(\mathbf{c}|\mathcal{D})}^{\text{Posterior}} \propto \overbrace{P(\mathcal{D}|\mathbf{c})}^{\text{Likelihood}} \overbrace{P(\mathbf{c})}^{\text{Prior}}$$

- Data consists of *training runs*

$$\mathcal{D} \equiv \{(\boldsymbol{\eta}_i, u_i)\}_{i=1}^N$$

- Likelihood with a gaussian noise model with σ^2 fixed or inferred,

$$L(\mathbf{c}) = P(\mathcal{D}|\mathbf{c}) = \left(\frac{1}{\sigma\sqrt{2\pi}}\right)^N \prod_{i=1}^N \exp\left(-\frac{(u_i - g\mathbf{c}(\boldsymbol{\eta}_i))^2}{2\sigma^2}\right)$$

- Prior on \mathbf{c} is chosen to be conjugate, uniform or gaussian.
- Posterior is a *multivariate normal*

$$\mathbf{c} \in \mathcal{MVN}(\boldsymbol{\mu}, \boldsymbol{\Sigma})$$

- The (uncertain) surrogate is a *gaussian process*

$$\sum_{k=0}^{K-1} c_k \Psi_k(\boldsymbol{\eta}) = \boldsymbol{\Psi}(\boldsymbol{\eta})^T \mathbf{c} \in \mathcal{GP}(\boldsymbol{\Psi}(\boldsymbol{\eta})^T \boldsymbol{\mu}, \boldsymbol{\Psi}(\boldsymbol{\eta}) \boldsymbol{\Sigma} \boldsymbol{\Psi}(\boldsymbol{\eta}')^T)$$

In a different language....

- N training data points $(\boldsymbol{\eta}_n, \mathbf{u}_n)$ and K basis terms $\Psi_k(\cdot)$
- Projection matrix $\mathbf{P}^{N \times K}$ with $\mathbf{P}_{nk} = \Psi_k(\boldsymbol{\eta}_n)$
- Find regression weights $\mathbf{c} = (c_0, \dots, c_{K-1})$ so that

$$\mathbf{u} \approx \mathbf{P}\mathbf{c}$$

- The number of polynomial basis terms grows fast; a p -th order, d -dimensional basis has a total of $K = (p + d)! / (p!d!)$ terms.
- For limited data and large basis set ($N < K$) this is a sparse signal recovery problem \Rightarrow need some regularization/constraints.
- Tikhonov regularization $\text{argmin}_{\mathbf{c}} \{ \|\mathbf{u} - \mathbf{P}\mathbf{c}\|_2 + \alpha \|\mathbf{c}\|_2 \}$
- Lasso regression $\text{argmin}_{\mathbf{c}} \{ \|\mathbf{u} - \mathbf{P}\mathbf{c}\|_2 \}$ subject to $\|\mathbf{c}\|_1 \leq \alpha$
- Compressive sensing $\text{argmin}_{\mathbf{c}} \{ \|\mathbf{u} - \mathbf{P}\mathbf{c}\|_2 + \alpha \|\mathbf{c}\|_1 \}$

In a different language....

- N training data points $(\boldsymbol{\eta}_n, u_n)$ and K basis terms $\Psi_k(\cdot)$
- Projection matrix $\mathbf{P}^{N \times K}$ with $P_{nk} = \Psi_k(\boldsymbol{\eta}_n)$
- Find regression weights $\mathbf{c} = (c_0, \dots, c_{K-1})$ so that

$$\mathbf{u} \approx \mathbf{P}\mathbf{c}$$

- The number of polynomial basis terms grows fast; a p -th order, d -dimensional basis has a total of $K = (p + d)! / (p!d!)$ terms.
- For limited data and large basis set ($N < K$) this is a sparse signal recovery problem \Rightarrow need some regularization/constraints.

- Tikhonov regularization
$$\operatorname{argmin}_{\mathbf{c}} \{ \|\mathbf{u} - \mathbf{P}\mathbf{c}\|_2 + \alpha \|\mathbf{c}\|_2 \}$$

- Lasso regression
$$\operatorname{argmin}_{\mathbf{c}} \{ \|\mathbf{u} - \mathbf{P}\mathbf{c}\|_2 \} \text{ subject to } \|\mathbf{c}\|_1 \leq \alpha$$

- Compressive sensing
$$\operatorname{argmin}_{\mathbf{c}} \{ \|\mathbf{u} - \mathbf{P}\mathbf{c}\|_2 + \alpha \|\mathbf{c}\|_1 \}$$

Bayesian Likelihood Prior

Bayesian Compressive Sensing (BCS)

- Dimensionality reduction by using hierarchical priors

$$p(c_k|\sigma_k^2) = \frac{1}{\sqrt{2\pi}\sigma_k} e^{-\frac{c_k^2}{2\sigma_k^2}} \quad p(\sigma_k^2|\alpha) = \frac{\alpha}{2} e^{-\frac{\alpha\sigma_k^2}{2}}$$

- Effectively, one obtains Laplace *sparsity* prior

$$p(c|\alpha) = \int \prod_{k=0}^{K-1} p(c_k|\sigma_k^2)p(\sigma_k^2|\alpha)d\sigma_k^2 = \prod_{k=0}^{K-1} \frac{\sqrt{\alpha}}{2} e^{-\sqrt{\alpha}|c_k|}$$

- The parameter α can be further modeled hierarchically, or fixed.
- Evidence maximization dictates values for σ_k^2 , α , σ^2 and allows exact Bayesian solution

$$c \sim \mathcal{MVN}(\mu, \Sigma)$$

with

$$\mu = \sigma^{-2}\Sigma P^T u \quad \Sigma = \sigma^2(P^T P + \text{diag}(\sigma^2/\sigma_k^2))^{-1}$$

[Ji *et al.*, 2008; Babacan *et al.*, 2010]

Bayesian Compressive Sensing (BCS)

- Dimensionality reduction by using hierarchical priors

$$p(c_k|\sigma_k^2) = \frac{1}{\sqrt{2\pi}\sigma_k} e^{-\frac{c_k^2}{2\sigma_k^2}} \quad p(\sigma_k^2|\alpha) = \frac{\alpha}{2} e^{-\frac{\alpha\sigma_k^2}{2}}$$

- Effectively, one obtains Laplace *sparsity* prior

$$p(\mathbf{c}|\alpha) = \int \prod_{k=0}^{K-1} p(c_k|\sigma_k^2)p(\sigma_k^2|\alpha)d\sigma_k^2 = \prod_{k=0}^{K-1} \frac{\sqrt{\alpha}}{2} e^{-\sqrt{\alpha}|c_k|}$$

- The parameter α can be further modeled hierarchically, or fixed.
- Evidence maximization dictates values for σ_k^2 , α , σ^2 and allows exact Bayesian solution

$$\mathbf{c} \sim \mathcal{MVN}(\boldsymbol{\mu}, \boldsymbol{\Sigma})$$

with

$$\boldsymbol{\mu} = \sigma^{-2}\boldsymbol{\Sigma}\mathbf{P}^T\mathbf{u} \quad \boldsymbol{\Sigma} = \sigma^2(\mathbf{P}^T\mathbf{P} + \text{diag}(\sigma^2/\sigma_k^2))^{-1}$$

[Ji *et al.*, 2008; Babacan *et al.*, 2010]

Bayesian Compressive Sensing (BCS)

- Dimensionality reduction by using hierarchical priors

$$p(c_k|\sigma_k^2) = \frac{1}{\sqrt{2\pi}\sigma_k} e^{-\frac{c_k^2}{2\sigma_k^2}} \quad p(\sigma_k^2|\alpha) = \frac{\alpha}{2} e^{-\frac{\alpha\sigma_k^2}{2}}$$

- Effectively, one obtains Laplace *sparsity* prior

$$p(\mathbf{c}|\alpha) = \int \prod_{k=0}^{K-1} p(c_k|\sigma_k^2)p(\sigma_k^2|\alpha)d\sigma_k^2 = \prod_{k=0}^{K-1} \frac{\sqrt{\alpha}}{2} e^{-\sqrt{\alpha}|c_k|}$$

- The parameter α can be further modeled hierarchically, or fixed.
- Evidence maximization dictates values for σ_k^2 , α , σ^2 and allows exact Bayesian solution

$$\mathbf{c} \sim \mathcal{MVN}(\boldsymbol{\mu}, \boldsymbol{\Sigma})$$

with

$$\boldsymbol{\mu} = \sigma^{-2}\boldsymbol{\Sigma}\mathbf{P}^T\mathbf{u} \quad \boldsymbol{\Sigma} = \sigma^2(\mathbf{P}^T\mathbf{P} + \text{diag}(\sigma^2/\sigma_k^2))^{-1}$$

[Ji *et al.*, 2008; Babacan *et al.*, 2010]

Bayesian Compressive Sensing (BCS)

- Dimensionality reduction by using hierarchical priors

$$p(c_k|\sigma_k^2) = \frac{1}{\sqrt{2\pi}\sigma_k} e^{-\frac{c_k^2}{2\sigma_k^2}} \quad p(\sigma_k^2|\alpha) = \frac{\alpha}{2} e^{-\frac{\alpha\sigma_k^2}{2}}$$

- Effectively, one obtains Laplace *sparsity* prior

$$p(\mathbf{c}|\alpha) = \int \prod_{k=0}^{K-1} p(c_k|\sigma_k^2)p(\sigma_k^2|\alpha)d\sigma_k^2 = \prod_{k=0}^{K-1} \frac{\sqrt{\alpha}}{2} e^{-\sqrt{\alpha}|c_k|}$$

- The parameter α can be further modeled hierarchically, or fixed.
- Evidence maximization dictates values for σ_k^2 , α , σ^2 and allows exact Bayesian solution

$$\mathbf{c} \sim \mathcal{MVN}(\boldsymbol{\mu}, \boldsymbol{\Sigma})$$

with

$$\boldsymbol{\mu} = \sigma^{-2}\boldsymbol{\Sigma}\mathbf{P}^T\mathbf{u} \quad \boldsymbol{\Sigma} = \sigma^2(\mathbf{P}^T\mathbf{P} + \text{diag}(\sigma^2/\sigma_k^2))^{-1}$$

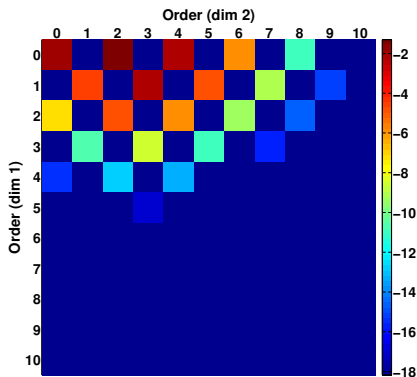
- KEY: Some $\sigma_k^2 \rightarrow 0$, hence the corresponding basis terms are dropped.

[Ji *et al.*, 2008; Babacan *et al.*, 2010]

BCS removes unnecessary basis terms

$$f(x, y) = \cos(x + 4y)$$

$$f(x, y) = \cos(x^2 + 4y)$$



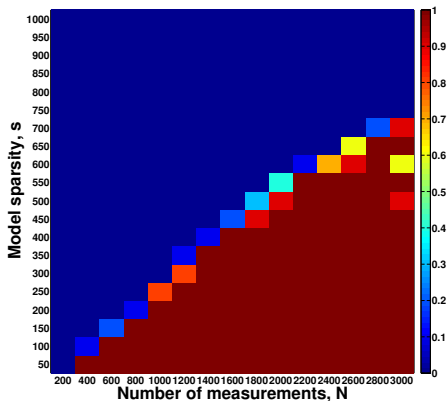
Success rate grows with more data and 'sparser' model

Consider test function

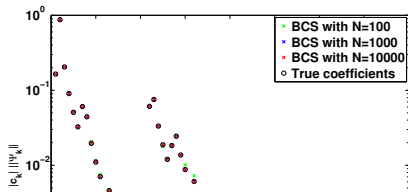
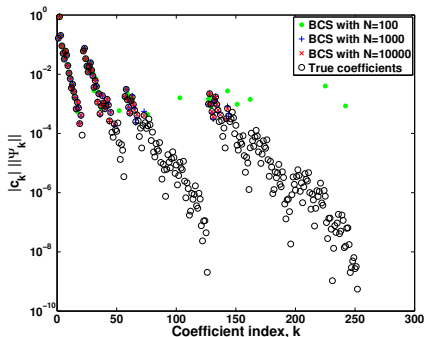
$$f(\mathbf{x}) = \sum_{k=0}^{K-1} c_k \Psi_k(\mathbf{x})$$

where only S coefficients c_k are non-zero. Typical setting is

$$S < N < K$$

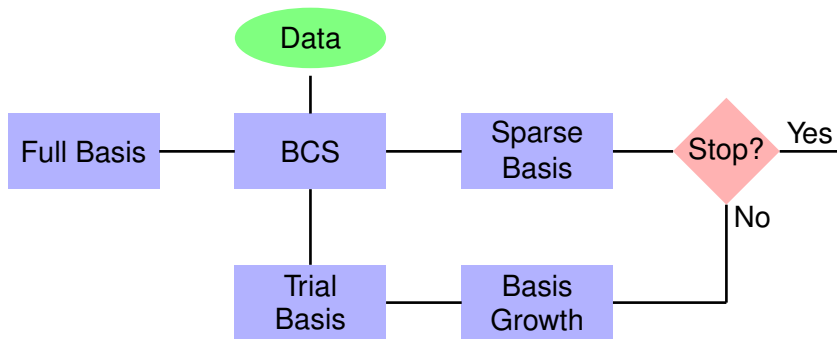


BCS recovers true coefficients with increased number of measurements



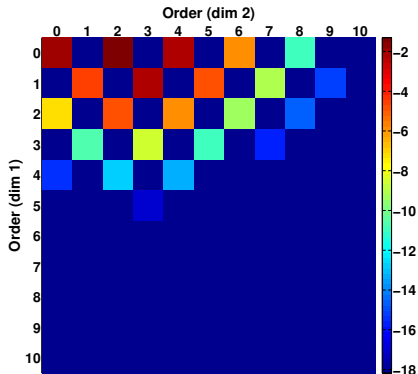
Iterative Bayesian Compressive Sensing (iBCS)

- *Iterative BCS*: We implement an iterative procedure that allows increasing the order for the relevant basis terms while maintaining the dimensionality reduction [Sargsyan *et al.* 2013].



Basis set growth

$$f(x, y) = \cos(x + 4y)$$

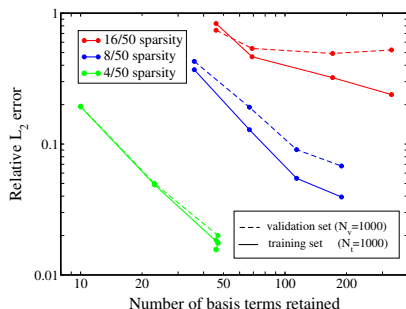
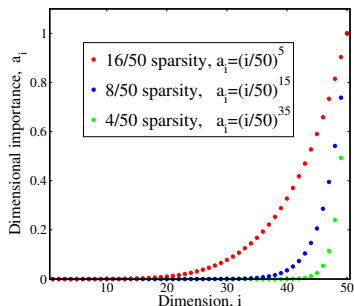


The fewer dimensions matter, the better

$$f(\mathbf{x}) = \exp\left(\sum_{i=1}^d a_i x_i\right)$$

Dimensionality importance coefficients are chosen so that 90% of energy is in a small subset of dimensions

Validation error increase indicates overfitting. $N_t = 1000$ training runs are sufficient if ~ 10 dimensions matter.



Piecewise PC expansion with classification

- Cluster the training dataset into non-overlapping subsets \mathcal{D}_1 and \mathcal{D}_2 ,
where the behavior of function is smoother
- Construct global PC expansions $g_i(\mathbf{x}) = \sum_k c_{ik} \Psi_k(\mathbf{x})$ using each dataset individually ($i = 1, 2$)
- Declare a surrogate

$$g_s(\mathbf{x}) = \begin{cases} g_1(\mathbf{x}) & \text{if } \mathbf{x} \in^* \mathcal{D}_1 \\ g_2(\mathbf{x}) & \text{if } \mathbf{x} \in^* \mathcal{D}_2 \end{cases}$$

* Requires a classification step to find out which cluster \mathbf{x} belongs to. We applied Random Decision Forests (RDF).

- Caveat: the sensitivity information is harder to obtain.

Illustration of piecewise PC construction

Global 5-th order surrogate fails

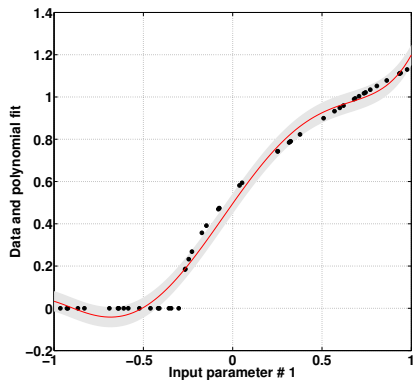


Illustration of piecewise PC construction

Piecewise 2-nd order surrogate

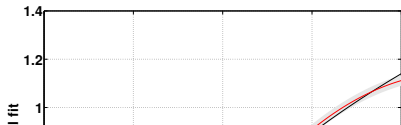
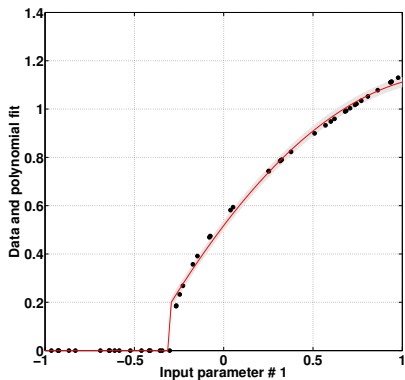


Illustration of piecewise PC construction

Piecewise 5-th order surrogate

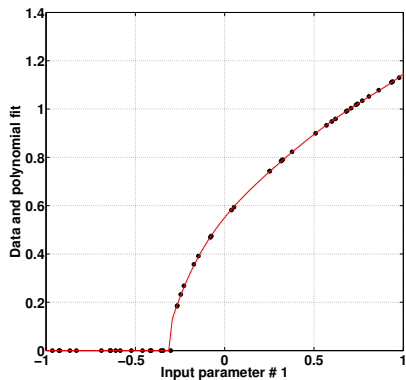


Illustration of piecewise PC construction

Piecewise 5-th order surrogate

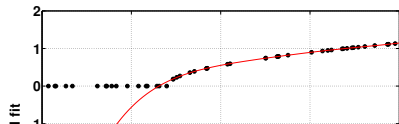
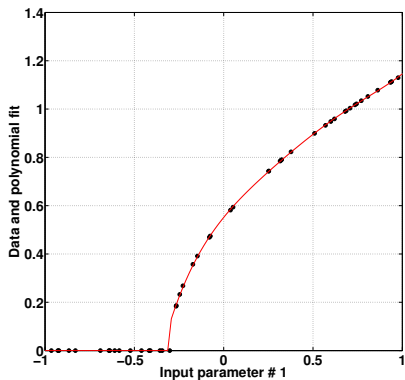


Illustration of piecewise PC construction

Piecewise 5-th order surrogate

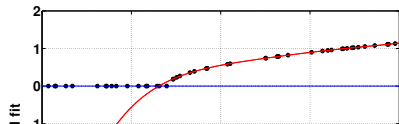
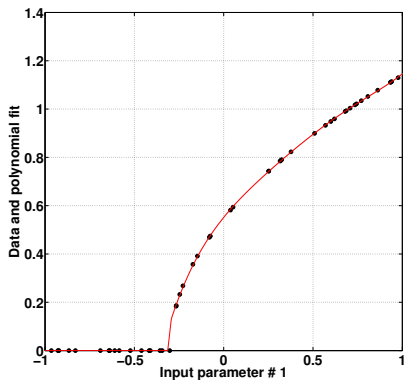
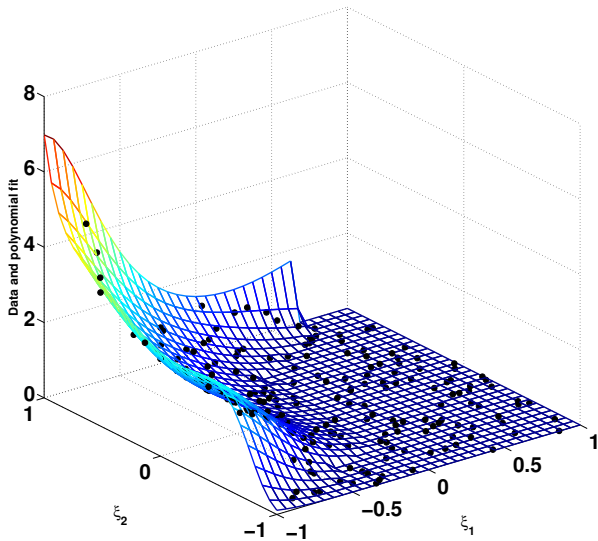
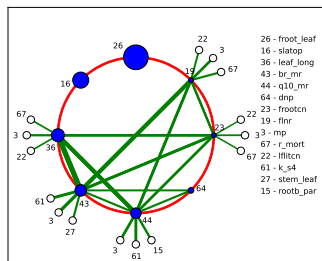
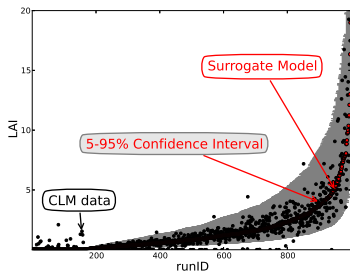


Illustration of piecewise PC construction



Sparse PC surrogate for the Community Land Model

- Main effect sensitivities : rank input parameters
- Joint sensitivities : most influential input couplings
- About 200 polynomial basis terms in the 70-dimensional space
- Sparse PC will further be used for
 - sampling in a reduced space
 - parameter calibration against experimental data



For more details, see [\[Cosmin Safta, Thu 2:35 pm, LMWG joint UQ\]](#)

Summary

- Surrogate models are necessary for complex models
 - Replace the full model for both forward and inverse UQ
- Uncertain inputs
 - Polynomial Chaos surrogates well-suited
- Limited training dataset
 - Bayesian methods handle limited information well
- Curse of dimensionality
 - The hope is that not too many dimensions matter
 - Compressive sensing (CS) ideas ported from machine learning
 - We implemented *iterative* Bayesian CS algorithm that reduces dimensionality and increases order on-the-fly.
- Dependent inputs
 - Rosenblatt transformation
- Nonlinear behavior
 - Data clustering and classification-driven piecewise PC
- Apply to CLM: [\[Cosmin Safta, Thu 2:35 pm, LMWG joint UQ\]](#)

- M. Rosenblatt, “Remarks on a multivariate transformation”, *Ann. Math. Statist.*, 23:3, pp. 470-472, 1952.
- S. Ji, Y. Xue and L. Carin, “Bayesian compressive sensing”, *IEEE Trans. Signal Proc.*, 56:6, 2008.
- S. Babacan, R. Molina and A. Katsaggelos, “Bayesian compressive sensing using Laplace priors”, *IEEE Trans. Image Proc.*, 19:1, 2010.
- A. Saltelli, “Making best use of model evaluations to compute sensitivity indices”, *Comp Phys Comm*, 145, 2002.

- K. Sargsyan, C. Safta, H. Najm, B. Debusschere, D. Ricciuto and P. Thornton, “Dimensionality reduction for complex models via Bayesian compressive sensing”, submitted to *Int J for Uncertainty Quantification*, 2013.
- K. Sargsyan, C. Safta, R. Berry, J. Ray, B. Debusschere and H. Najm, “Efficient uncertainty quantification methodologies for high-dimensional climate land models”, Sandia Report, SAND2011-8757, Nov. 2011.

Thank You

Random variables represented by Polynomial Chaos

$$X \simeq \sum_{k=0}^{K-1} c_k \Psi_k(\boldsymbol{\eta})$$

- $\boldsymbol{\eta} = (\eta_1, \dots, \eta_d)$ standard i.i.d. r.v.
 Ψ_k standard polynomials, orthogonal w.r.t. $\pi(\boldsymbol{\eta})$.

$$\Psi_k(\eta_1, \eta_2, \dots, \eta_d) = \psi_{k_1}(\eta_1) \psi_{k_2}(\eta_2) \cdots \psi_{k_d}(\eta_d)$$

- Typical truncation rule: total-order p , $k_1 + k_2 + \dots + k_d \leq p$.
Number of terms is $K = \frac{(d+p)!}{d!p!}$.
- Essentially, a parameterization of a r.v. by deterministic spectral modes c_k .
- Most common standard Polynomial-Variable pairs:
(continuous) Gauss-Hermite, Legendre-Uniform,
(discrete) Poisson-Charlier.

Random variables represented by Polynomial Chaos

$$X \simeq \sum_{k=0}^{K-1} c_k \Psi_k(\boldsymbol{\eta})$$

- $\boldsymbol{\eta} = (\eta_1, \dots, \eta_d)$ standard i.i.d. r.v.
 Ψ_k standard polynomials, orthogonal w.r.t. $\pi(\boldsymbol{\eta})$.
$$\Psi_k(\eta_1, \eta_2, \dots, \eta_d) = \psi_{k_1}(\eta_1) \psi_{k_2}(\eta_2) \cdots \psi_{k_d}(\eta_d)$$
- Typical truncation rule: total-order p , $k_1 + k_2 + \dots + k_d \leq p$.
Number of terms is $K = \frac{(d+p)!}{d!p!}$.
- Essentially, a parameterization of a r.v. by deterministic spectral modes c_k .
- Most common standard Polynomial-Variable pairs:
(continuous) Gauss-Hermite, Legendre-Uniform,
(discrete) Poisson-Charlier.

Random variables represented by Polynomial Chaos

$$X \simeq \sum_{k=0}^{K-1} c_k \Psi_k(\boldsymbol{\eta})$$

- $\boldsymbol{\eta} = (\eta_1, \dots, \eta_d)$ standard i.i.d. r.v.
 Ψ_k standard polynomials, orthogonal w.r.t. $\pi(\boldsymbol{\eta})$.
$$\Psi_k(\eta_1, \eta_2, \dots, \eta_d) = \psi_{k_1}(\eta_1) \psi_{k_2}(\eta_2) \cdots \psi_{k_d}(\eta_d)$$
- Typical truncation rule: total-order p , $k_1 + k_2 + \dots + k_d \leq p$.
Number of terms is $K = \frac{(d+p)!}{d!p!}$.
- Essentially, a parameterization of a r.v. by deterministic spectral modes c_k .
- Most common standard Polynomial-Variable pairs:
(continuous) Gauss-Hermite, Legendre-Uniform,
(discrete) Poisson-Charlier.

Random variables represented by Polynomial Chaos

$$X \simeq \sum_{k=0}^{K-1} c_k \Psi_k(\boldsymbol{\eta})$$

- $\boldsymbol{\eta} = (\eta_1, \dots, \eta_d)$ standard i.i.d. r.v.
 Ψ_k standard polynomials, orthogonal w.r.t. $\pi(\boldsymbol{\eta})$.
$$\Psi_k(\eta_1, \eta_2, \dots, \eta_d) = \psi_{k_1}(\eta_1) \psi_{k_2}(\eta_2) \cdots \psi_{k_d}(\eta_d)$$
- Typical truncation rule: total-order p , $k_1 + k_2 + \dots + k_d \leq p$.
Number of terms is $K = \frac{(d+p)!}{d!p!}$.
- Essentially, a parameterization of a r.v. by deterministic spectral modes c_k .
- Most common standard Polynomial-Variable pairs:
(continuous) Gauss-Hermite, Legendre-Uniform,
(discrete) Poisson-Charlier.

Strong discontinuities/nonlinearities challenge global polynomial expansions

- Basis enrichment [Ghosh & Ghanem, 2005]
- Stochastic domain decomposition
 - Wiener-Haar expansions,
Multiblock expansions,
Multiwavelets, [Le Maître *et al*, 2004,2007]
 - also known as Multielement PC [Wan & Karniadakis, 2009]
- Smart splitting, discontinuity detection
[Archibald *et al*, 2009; Chantrasmi, 2011; S. *et al*, 2011]
- Data domain decomposition,
 - Mixture PC expansions [S. *et al*, 2010]
- Data clustering, classification,
 - Piecewise PC expansions

Sensitivity information comes free with PC surrogate,

$$g(x_1, \dots, x_d) = \sum_{k=0}^{K-1} c_k \Psi_k(\mathbf{x})$$

- Main effect sensitivity indices

$$S_i = \frac{\text{Var}[\mathbb{E}(g(\mathbf{x}|x_i))] }{\text{Var}[g(\mathbf{x})]} = \frac{\sum_{k \in \mathbb{I}_i} c_k^2 \|\Psi_k\|^2}{\sum_{k > 0} c_k^2 \|\Psi_k\|^2}$$

\mathbb{I}_i is the set of bases with only x_i involved

Sensitivity information comes free with PC surrogate,

$$g(x_1, \dots, x_d) = \sum_{k=0}^{K-1} c_k \Psi_k(\mathbf{x})$$

- Main effect sensitivity indices

$$S_i = \frac{\text{Var}[\mathbb{E}(g(\mathbf{x}|x_i))] }{\text{Var}[g(\mathbf{x})]} = \frac{\sum_{k \in \mathbb{I}_i} c_k^2 \|\Psi_k\|^2}{\sum_{k > 0} c_k^2 \|\Psi_k\|^2}$$

- Joint sensitivity indices

$$S_{ij} = \frac{\text{Var}[\mathbb{E}(g(\mathbf{x}|x_i, x_j))] }{\text{Var}[g(\mathbf{x})]} - S_i - S_j = \frac{\sum_{k \in \mathbb{I}_{ij}} c_k^2 \|\Psi_k\|^2}{\sum_{k > 0} c_k^2 \|\Psi_k\|^2}$$

\mathbb{I}_{ij} is the set of bases with only x_i and x_j involved

Sensitivity information comes free with PC surrogate, but not with piecewise PC

$$g(x_1, \dots, x_d) = \sum_{k=0}^{K-1} c_k \Psi_k(\mathbf{x})$$

- Main effect sensitivity indices

$$S_i = \frac{\text{Var}[\mathbb{E}(g(\mathbf{x}|x_i))] }{\text{Var}[g(\mathbf{x})]} = \frac{\sum_{k \in \mathbb{I}_i} c_k^2 \|\Psi_k\|^2}{\sum_{k > 0} c_k^2 \|\Psi_k\|^2}$$

- Joint sensitivity indices

$$S_{ij} = \frac{\text{Var}[\mathbb{E}(g(\mathbf{x}|x_i, x_j))] }{\text{Var}[g(\mathbf{x})]} - S_i - S_j = \frac{\sum_{k \in \mathbb{I}_{ij}} c_k^2 \|\Psi_k\|^2}{\sum_{k > 0} c_k^2 \|\Psi_k\|^2}$$

- For piecewise PC, need to resort to Monte-Carlo estimation
[\[Saltelli, 2002\]](#).